



Size Chart Motocross

MENS


Jerseys: M5 Pro, ML5 Pro and MX6 Hero / Polo XP5 Pro

owayo size	2	3	4	5	6	7	8	9	10	11	12
 Chest circumference (cm)	82-86	86-90	90-94	94-98	98-102	102-106	106-110	110-114	114-118	118-122	122-126
International size	XS	S		M		L		XL		XXL	

T-Shirts: Basic, Classic Bio, V-Kragen, Longsleeve / Poloshirt / Sweatshirt / Hoodie

owayo size	XS	S	M	L	XL	XXL	3XL
 Chest circumference (cm)	82-86	86-94	94-102	102-110	110-118	118-126	126-134

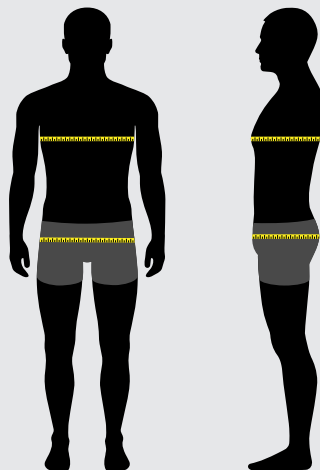
T-Shirt Couture

owayo size	2	3	4	5	6	7	8	9	10	11	12
 Chest circumference (cm)	82-86	86-90	90-94	94-98	98-102	102-106	106-110	110-114	114-118	118-122	122-126
International size	XS	S		M		L		XL		XXL	

Find the Right Size

We strongly recommend that you get samples to determine your preferred size and fit. If time constraints don't allow for samples, please refer to our sizing guide below.

In between two different sizes? If you like a looser fit, choose the larger size. Do you prefer your athletic wear to fit a bit tighter? Then pick the smaller size.



Chest Circumference (A)

Wrap the tape measure around the widest part of your chest. Make sure that the tape measure is straight, parallel with the floor and not pulled too tightly.

Buttocks Circumference (B)

Measure around the widest part of your hips and buttocks. Stand with your feet as wide apart as your hips, and be sure that the tape measure is straight, parallel with the floor, and not pulled too tightly.